

Using your Payment URL facility

Payment URL functionality is readily available as part of your Connect® eCommerce package. This feature allows you to create unique links within the Virtual Terminal, which you can then send to your clients. Once received and your clients click the link they will be transported to your payment page, enter their payment details to complete the transaction.

What are the benefits of using Payment URL

- Easy to track with email notifications
- Allows you to transact even when your closed
- Payment URL can be used for one-time transactions
- Enhance client confidence by allowing them to enter their own sensitive payment details on a secure payment page
- Customise your payment page by adding your logo and colour scheme
- All transactions are authenticated using 3D Secure

How to use Payment URL

- 1) When you login to your Virtual Terminal, you will see on the 'Point of Sale' screen the option to 'Generate Payment URL'. Once selected the screen will transform and decrease in size.
- 2) All fields are optional to fill except 'Subtotal', which is mandatory.
- 3) Once you have filled all the relevant fields, click 'Continue'

The screenshot displays the 'Point of Sale' interface within the First Data Virtual Terminal. The page includes a navigation bar with 'Virtual Terminal', 'Reports', 'Administration', and 'Customisation'. The main heading is 'Point of Sale', with links for 'Completion', 'Return', and 'Credit'. The form is divided into sections: 'Product Catalogue' with a 'Select Products' button; 'Order Information' with fields for 'Generate Payment URL' (checked), 'Order Number', 'Purchase Order Number', 'Invoice Number', 'Subtotal' (150.00), 'Delivery Amount', 'VAT/GST', 'Total Amount' (150.00), and 'Currency' (GBP); 'Customer Details'; 'Delivery Information'; and 'Comments'. A 'Continue' button is located at the bottom right.

- 4) You will be directed to a confirmation screen to ensure everything is correct, click 'Back' to amend or 'Submit' to continue

First Data [Virtual Terminal](#) [Reports](#) [Administration](#) [Customisation](#)

Please Confirm

Transaction Information

Transaction Type:	Sale
-------------------	------

Order Information

Generate Payment URL:	true
Subtotal:	150.00
Total Amount:	150.00
Currency:	GBP

Card

Transaction Origin:	Mail Order/Telephone Order
Are You Swiping The Card?:	No
Purchase card:	false
High Risk Purchase Indicator:	false

Customer Details

Notification Language	en_GB
-----------------------	-------

- 5) Once you have clicked 'Submit' you will be taken to the 'Transaction Result' page where you will be able to 'Select' and copy the Payment URL in your chosen messaging service i.e. email, SMS, etc.

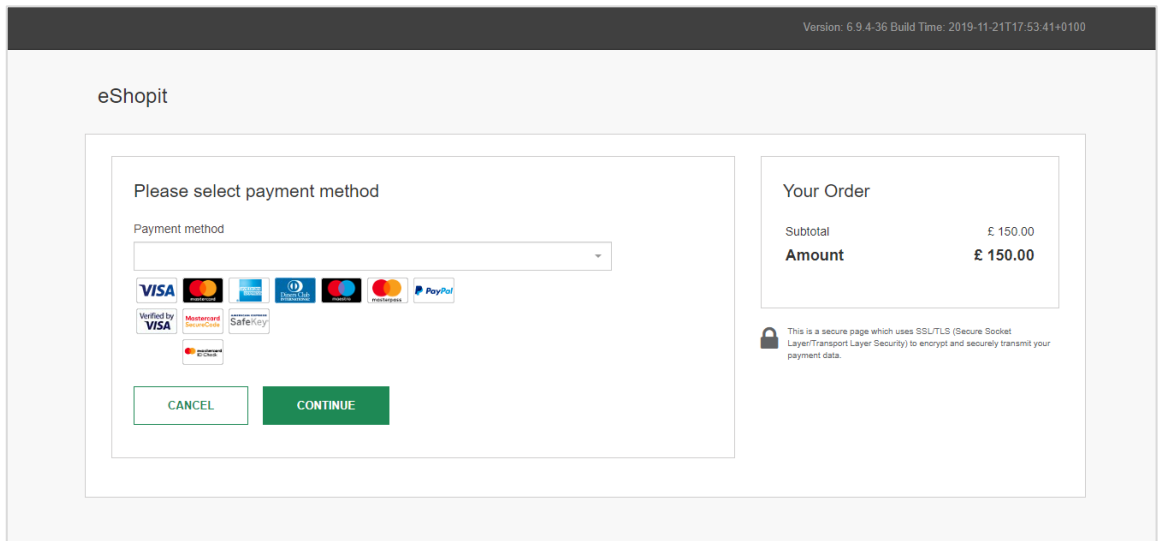
Transaction Result

Transaction Information

Transaction Type:	Sale
Transaction Status:	APPROVED
Payment URL:	https://test.ipg-online.com/connect/gateway/processing?storename=1118246301&oid=VT-0e146106-8f07-48e6-a6aa-c97e4d7bd687&paymentUrlId=6b9b1f81-75a7-44b7-8cd2-9ef44e236a01 <input type="button" value="Select"/>
Transaction date and time:	Nov 22, 2019 11:07:54 AM
Approval code:	?:Payment URL created:

Completing the transaction

- 1) Once your client has received your message and clicked the link on their device an Internet Browser will open with your Payment Page displaying your Legal Name:



Version: 6.9.4-36 Build Time: 2019-11-21T17:53:41+0100

eShopit

Please select payment method

Payment method

VISA Mastercard American Express Apple Pay UnionPay Mastercard Maestro PayPal

Verified by VISA Mastercard SecureKey

CANCEL CONTINUE

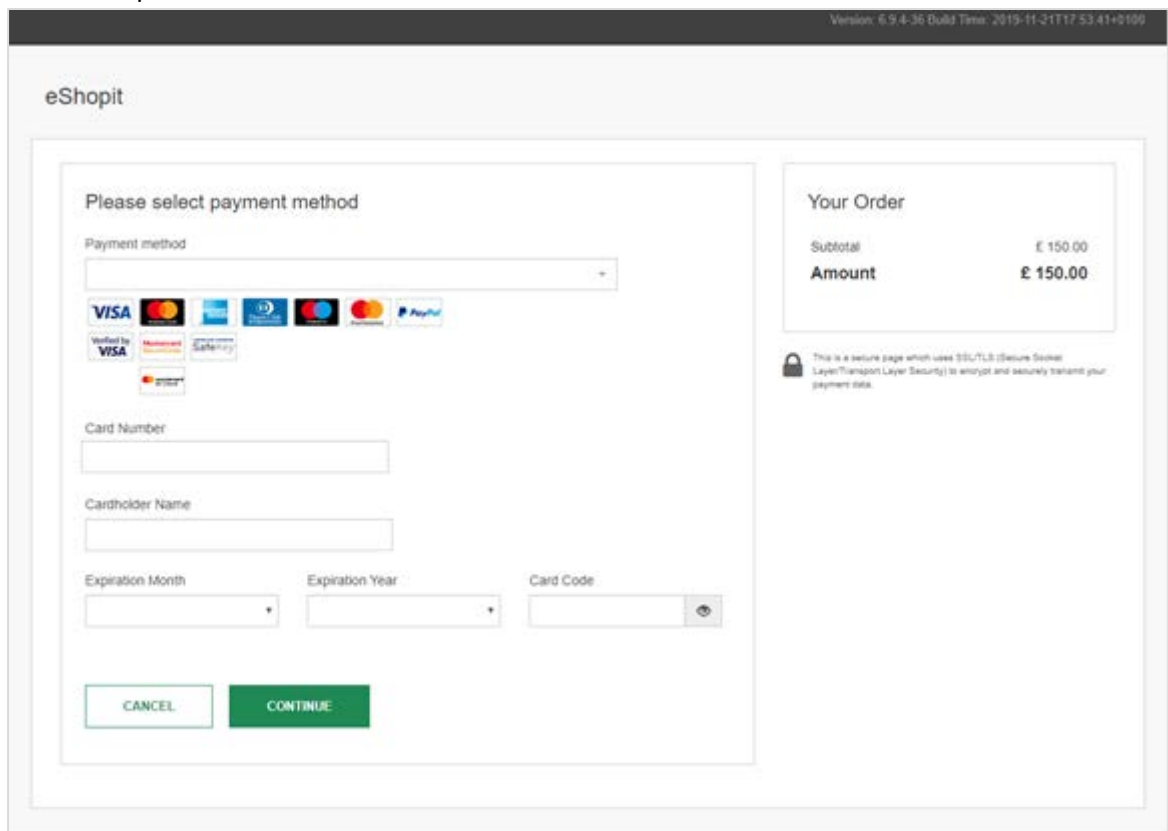
Your Order

Subtotal	£ 150.00
Amount	£ 150.00

This is a secure page which uses SSL/TLS (Secure Socket Layer/Transport Layer Security) to encrypt and securely transmit your payment data.

(If you require your 'Legal Name' to match that of your 'Trading Name' please contact our Helpdesk)

- 2) The client will need to select their payment method, enter their sensitive information and click 'Complete'



Version: 6.9.4-36 Build Time: 2019-11-21T17:53:41+0100

eShopit

Please select payment method

Payment method

VISA Mastercard American Express Apple Pay UnionPay Mastercard Maestro PayPal

Verified by VISA Mastercard SecureKey

Card Number

Cardholder Name

Expiration Month Expiration Year Card Code

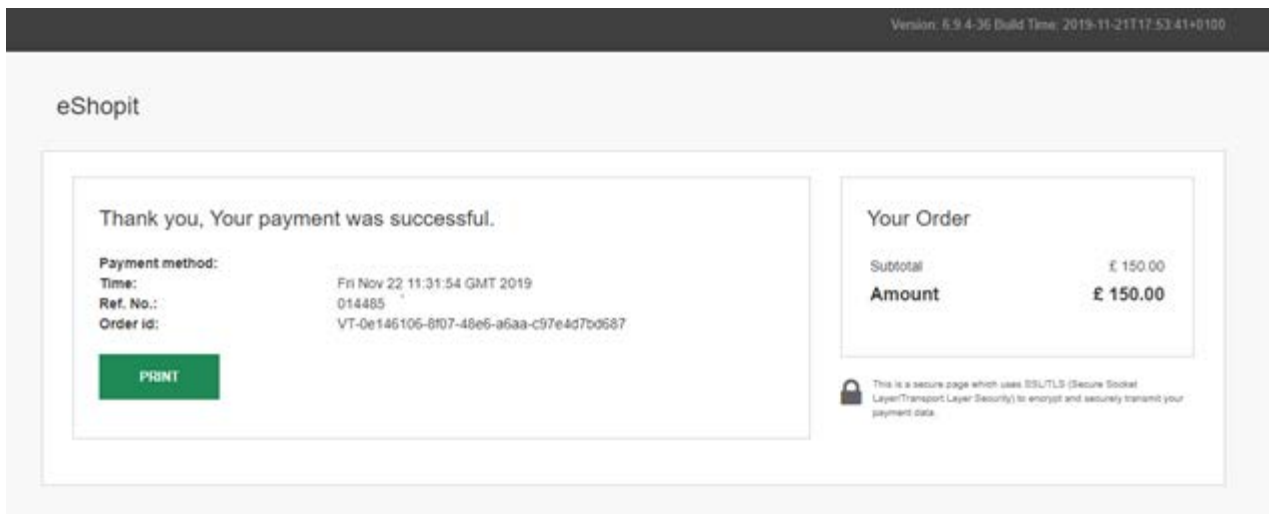
CANCEL CONTINUE

Your Order

Subtotal	£ 150.00
Amount	£ 150.00

This is a secure page which uses SSL/TLS (Secure Socket Layer/Transport Layer Security) to encrypt and securely transmit your payment data.

- 3) If the transaction has been successful, your client will be notified and will have the opportunity to print this as confirmation



Frequently asked questions:

- Can the same URL be used more than once?
 - *No, the URL generated is specific for that transaction. Additionally if the customer tries to pay via the same URL twice a message will be displayed advising the transaction has already been completed.*
- How long is a URL valid for?
 - *Once a Payment URL is created the client has 182 days to complete the transaction.*
- How will I know if a transaction has been completed?
 - *You will be able to receive “email notifications” once you have enabled this in function in the Virtual Terminal. Alternatively, you can click on the “Order #” and the history of that transaction will be available within your reports.*
- Is there any additional supporting information?
 - *Please review the Virtual Terminal user guide*
https://www.firstdata.com/en_gb/partners/developers-and-partners.html